

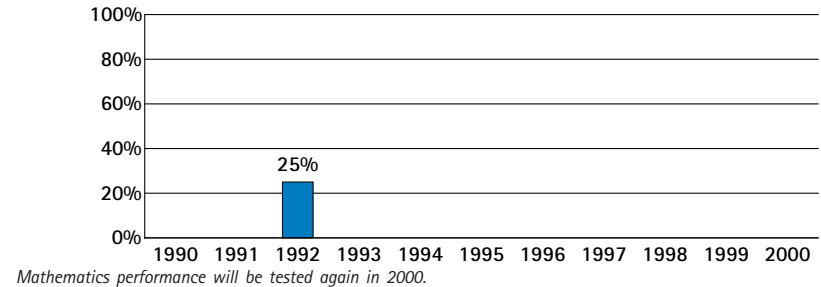
1. Improvement Over Time

Have New Hampshire's 4th graders improved in mathematics achievement?

In 1992, 25% of New Hampshire's public school 4th graders met the Goals Panel's performance standard in mathematics. The Goals Panel will report whether mathematics performance has improved over time when mathematics is assessed again in 2000.

The Goals Panel has set its performance standard at the two highest levels of achievement – Proficient or Advanced – on the National Assessment of Educational Progress, or NAEP.

Percentage of public school 4th graders at or above Proficient on the NAEP mathematics assessment



2. State Comparisons

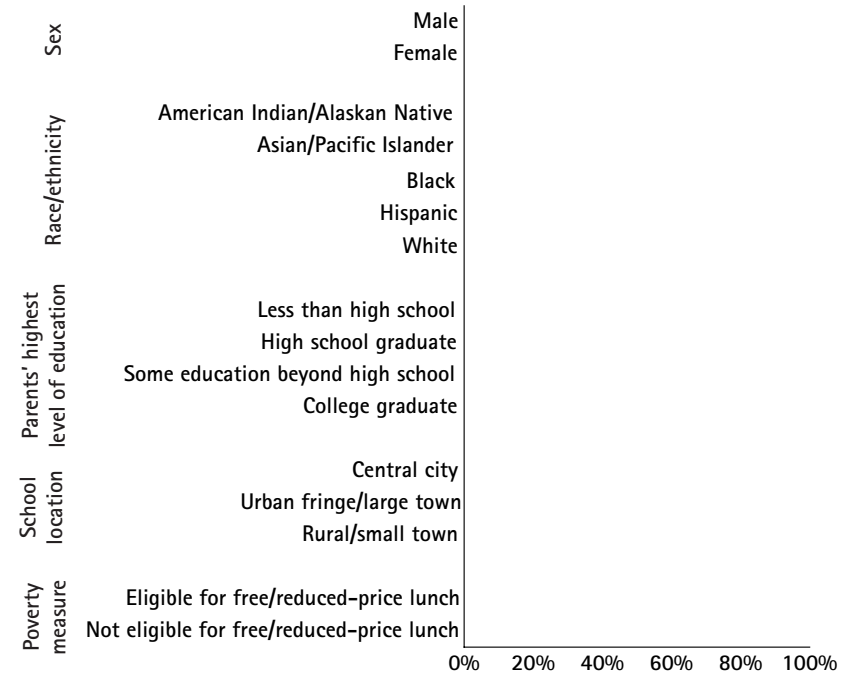
How did New Hampshire compare with other states in 4th grade mathematics achievement in public schools in 1996?

New Hampshire did not participate in NAEP mathematics in Grade 4 in 1996.

3. Subgroup Performance

What percentages of public school 4th graders in different subgroups in New Hampshire were at or above Proficient on the 1996 NAEP mathematics assessment?

New Hampshire did not participate in NAEP mathematics in Grade 4 in 1996.



1. Improvement Over Time

Have New Hampshire's 8th graders improved in mathematics achievement?

Yes. The percentage of New Hampshire's public school 8th graders who met the Goals Panel's performance standard in mathematics increased from 20% in 1990, to 25% in 1992.

The Goals Panel has set its performance standard at the two highest levels of achievement – Proficient or Advanced – on the National Assessment of Educational Progress, or NAEP.

Percentage of public school 8th graders at or above Proficient on the NAEP mathematics assessment



Mathematics performance will be tested again in 2000.

2. State Comparisons

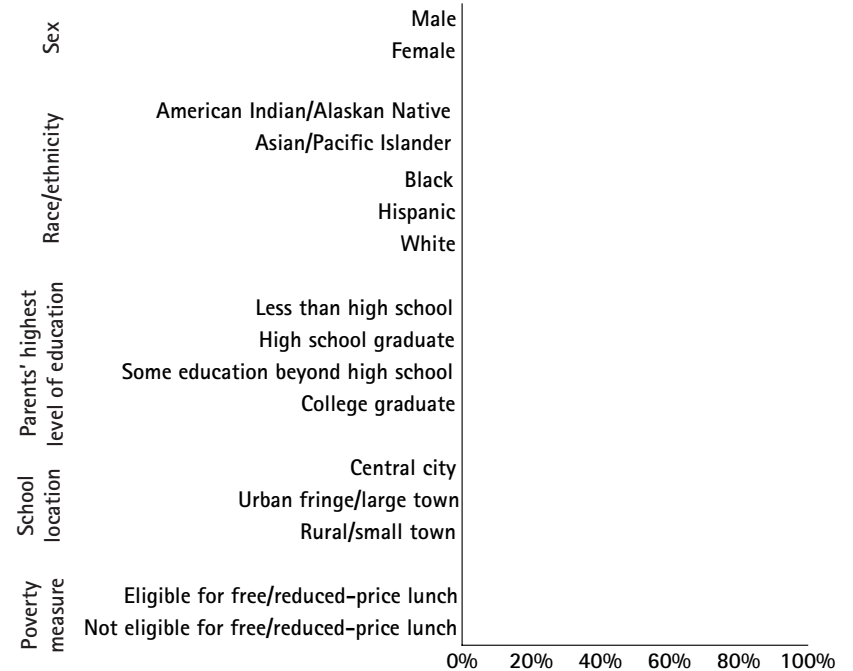
How did New Hampshire compare with other states in 8th grade mathematics achievement in public schools in 1996?

New Hampshire did participate in NAEP mathematics in Grade 8 in 1996, but did not meet the minimum school participation guidelines for public schools. Therefore, New Hampshire's results were not released.

3. Subgroup Performance

What percentages of public school 8th graders in different subgroups in New Hampshire were at or above Proficient on the 1996 NAEP mathematics assessment?

New Hampshire did participate in NAEP mathematics in Grade 8 in 1996, but did not meet the minimum school participation guidelines for public schools. Therefore, New Hampshire's results were not released.




1. Improvement Over Time

Have New Hampshire's 8th graders improved in science achievement?

New Hampshire did participate in NAEP science in 1996, but did not meet the minimum school participation guidelines for public schools. Therefore, New Hampshire's results were not released.

Percentage of public school 8th graders at or above Proficient on the NAEP science assessment



Science performance will be tested again in 2000.

2. State Comparisons

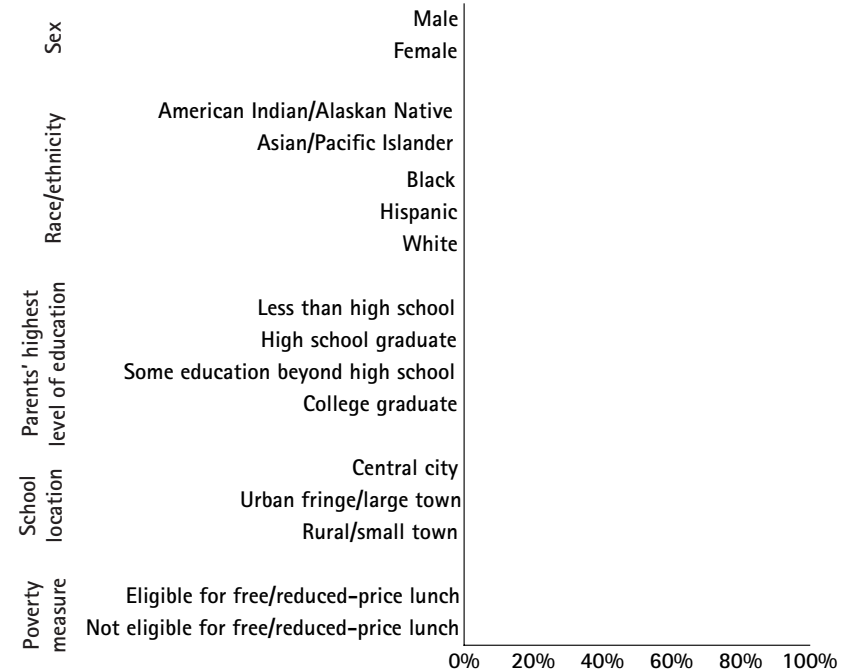
How did New Hampshire compare with other states in 8th grade science achievement in public schools in 1996?

New Hampshire did participate in NAEP science in 1996, but did not meet the minimum school participation guidelines for public schools. Therefore, New Hampshire's results were not released.

3. Subgroup Performance

What percentages of public school 8th graders in different subgroups in New Hampshire were at or above Proficient on the 1996 NAEP science assessment?

New Hampshire did participate in NAEP science in 1996, but did not meet the minimum school participation guidelines for public schools. Therefore, New Hampshire's results were not released.



Mathematics Grade 8

Forty-one nations[†] participated in the Third International Mathematics and Science Study (TIMSS) in 8th grade mathematics in 1995. If public school 8th graders in New Hampshire participated in the TIMSS mathematics assessment, how would their average performance compare to that of students who took TIMSS in these nations?

It is not possible to predict how students in New Hampshire would have performed on TIMSS, because the estimate is based on scores from the 1996 NAEP mathematics assessment. New Hampshire did participate in NAEP mathematics in Grade 8 in 1996, but did not meet the minimum school participation guidelines for public schools. Therefore, New Hampshire's results were not released.

Science Grade 8

Forty-one nations[†] participated in the Third International Mathematics and Science Study (TIMSS) in 8th grade science in 1995. If public school 8th graders in New Hampshire participated in the TIMSS science assessment, how would their average performance compare to that of students who took TIMSS in these nations?

It is not possible to predict how students in New Hampshire would have performed on TIMSS, because the estimate is based on scores from the 1996 NAEP science assessment. New Hampshire did participate in NAEP science in 1996, but did not meet the minimum school participation guidelines for public schools. Therefore, New Hampshire's results were not released.

[†] The term "nation" is used to refer to nations, states, or jurisdictions.

[†] The term "nation" is used to refer to nations, states, or jurisdictions.