


1. Improvement Over Time

Have Illinois' 4th graders improved in mathematics achievement?

Illinois did not participate in NAEP mathematics in 1992 or 1996.

Percentage of public school 4th graders at or above Proficient on the NAEP mathematics assessment



Mathematics performance will be tested again in 2000.

2. State Comparisons

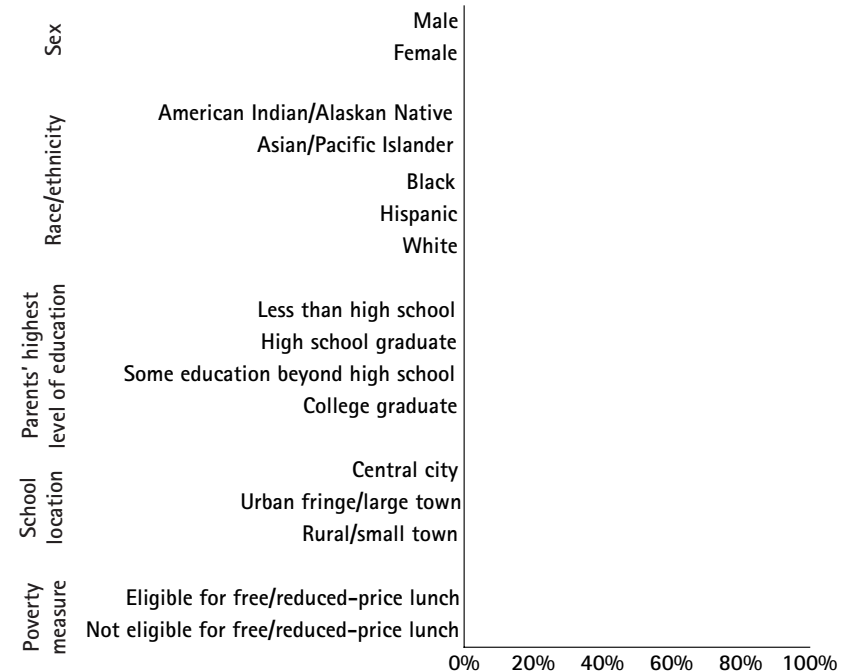
How did Illinois compare with other states in 4th grade mathematics achievement in public schools in 1996?

Illinois did not participate in NAEP mathematics in 1996.

3. Subgroup Performance

What percentages of public school 4th graders in different subgroups in Illinois were at or above Proficient on the 1996 NAEP mathematics assessment?

Illinois did not participate in NAEP mathematics in 1996.




1. Improvement Over Time

Have Illinois' 8th graders improved in mathematics achievement?

Illinois did not participate in NAEP mathematics in 1990, 1992, or 1996.

Percentage of public school 8th graders at or above Proficient on the NAEP mathematics assessment



Mathematics performance will be tested again in 2000.

2. State Comparisons

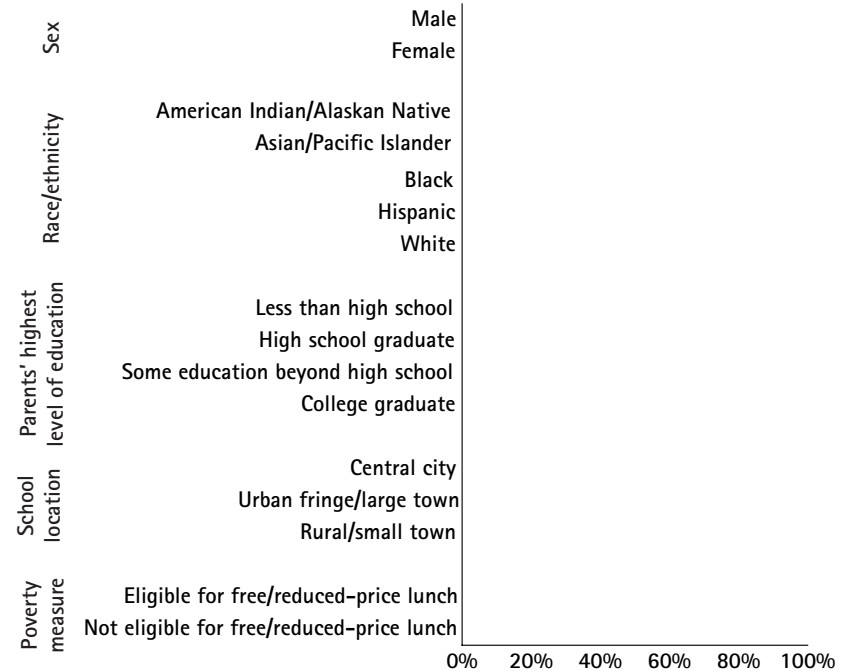
How did Illinois compare with other states in 8th grade mathematics achievement in public schools in 1996?

Illinois did not participate in NAEP mathematics in 1996.

3. Subgroup Performance

What percentages of public school 8th graders in different subgroups in Illinois were at or above Proficient on the 1996 NAEP mathematics assessment?

Illinois did not participate in NAEP mathematics in 1996.




1. Improvement Over Time

Have Illinois' 8th graders improved in science achievement?

Illinois did not participate in NAEP science in 1996.

Percentage of public school 8th graders at or above Proficient on the NAEP science assessment



Science performance will be tested again in 2000.

2. State Comparisons

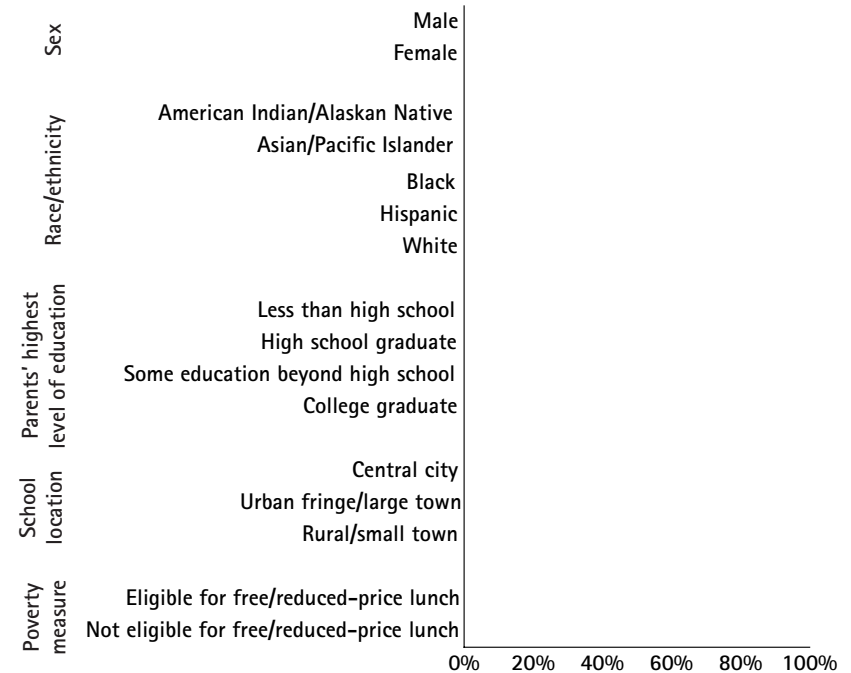
How did Illinois compare with other states in 8th grade science achievement in public schools in 1996?

Illinois did not participate in NAEP science in 1996.

3. Subgroup Performance

What percentages of public school 8th graders in different subgroups in Illinois were at or above Proficient on the 1996 NAEP science assessment?

Illinois did not participate in NAEP science in 1996.



Mathematics Grade 8

Forty-one nations[†] participated in the Third International Mathematics and Science Study (TIMSS) in 8th grade mathematics in 1995. If public school 8th graders in Illinois participated in the TIMSS mathematics assessment, how would their average performance compare to that of students who took TIMSS in these nations?

It is not possible to predict how students in Illinois would have performed on TIMSS, because the estimate is based on scores from the 1996 NAEP mathematics assessment. Illinois did not participate in NAEP mathematics in 1996.

Science Grade 8

Forty-one nations[†] participated in the Third International Mathematics and Science Study (TIMSS) in 8th grade science in 1995. If public school 8th graders in Illinois participated in the TIMSS science assessment, how would their average performance compare to that of students who took TIMSS in these nations?

It is not possible to predict how students in Illinois would have performed on TIMSS, because the estimate is based on scores from the 1996 NAEP science assessment. Illinois did not participate in NAEP science in 1996.

[†] The term "nation" is used to refer to nations, states, or jurisdictions.

[†] The term "nation" is used to refer to nations, states, or jurisdictions.