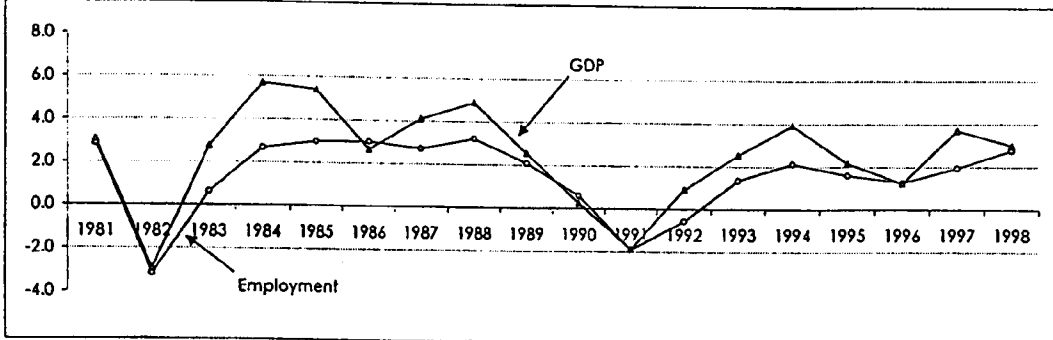


Graph 5

Real GDP and Employment Growth In North America, 1981-1998

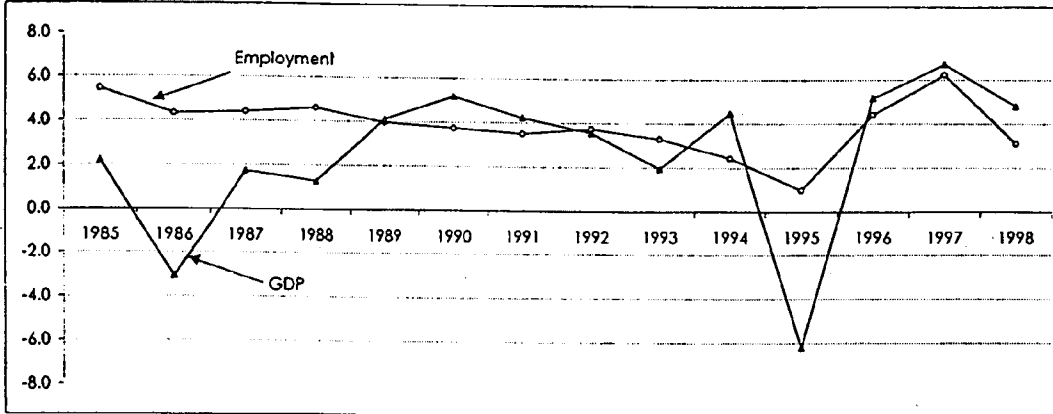
Canada

Percentage of Annual Growth



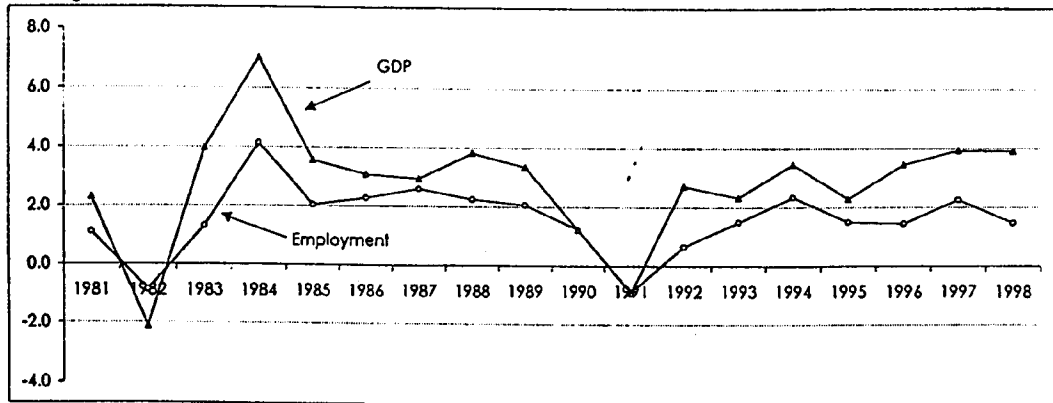
Mexico

Percentage of Annual Growth



United States

Percentage of Annual Growth



Note: For Canada and Mexico figures include workers of 15 years old and more; for the United States figures include workers of 16 years old and more.  
 Source: Canada, Statistics Canada, Labor force Survey and National Income and Expenditure Accounts;  
 Mexico, SIPSS-INEGI, Encuesta Nacional de Empleo, INEGI, Encuesta Ingreso Gasto de los Hogares and INEGI, Sistema de Cuentas Nacionales.  
 United States, Bureau of Labor Economic Analysis, National Income and Product Accounts, and Bureau of Labor Statistics, Current Population Sur